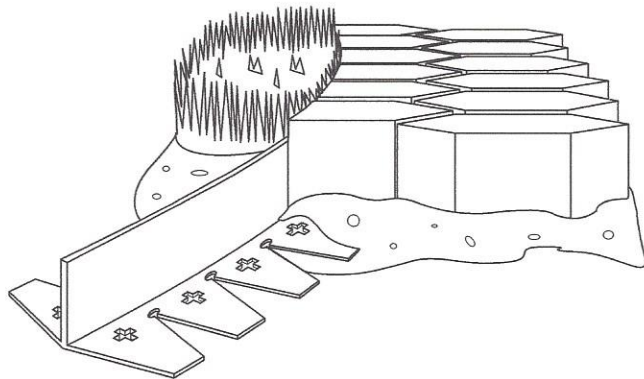


**Product Diagram & Installation Details**

**Product Specifications**



**Material:** Medium density polyethylene with UV inhibitor

**Weight:** Shipped 6 lbs (approximate)

**Height:** Base x Height x Length  
5" x 1.75" x 15'

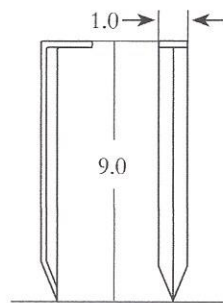
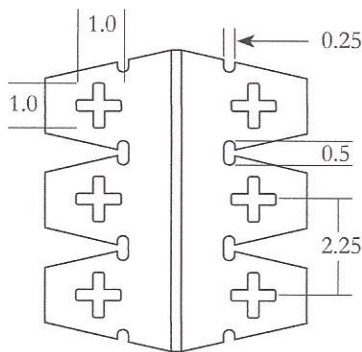
**Packaging:** 5 - 15 Foot Strips (30 lbs per bundle)  
8 - 9 Inch Steel Stakes per Strip (included)

**Installation Instructions**

**Edging Profile**

**Stake Profile**

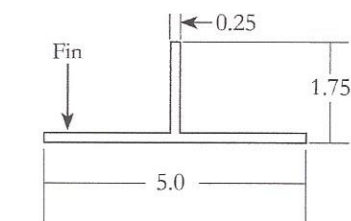
(Top View)



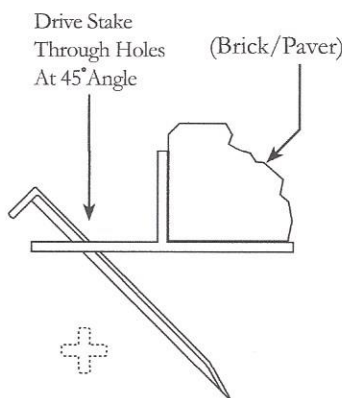
**Edging:** Install bricks or pavers. Slide the bottom fin section of this edging under the bricks or pavers. Gently tap the sidewall with a mallet until the edging sidewall is flush with the bricks or pavers.

**Stake:** Sink stake through the holes provided on the bottom fin every 2 feet at a 45 degree angle facing the side where the bricks or pavers were installed (illustrated in the installation detail). Sink stake through the bottom fin until the top of stake is flush with the bottom fin. Additional stakes are needed for tight curves and at the ends of the edging. Note: Stakes should never be beneath the bricks or pavers.

(Front View)



**Installation Detail**



**Guarantee:** When installed according to our instructions, Valley View Industries provides a twenty year guarantee against cracking, fading, or decomposing.



**Accessories:**



**Accessories:** 4 Pack Anchoring Stakes - Bulk (AS4-B)  
Bulk Anchoring Stakes (BAS)  
Diamond-Lok Stakes - Bulk (DLS8-B)